



Wisconsin Political Landscape

November, 2020

Joe Murray
Wisconsin REALTORS® Association

Wisconsin 2020

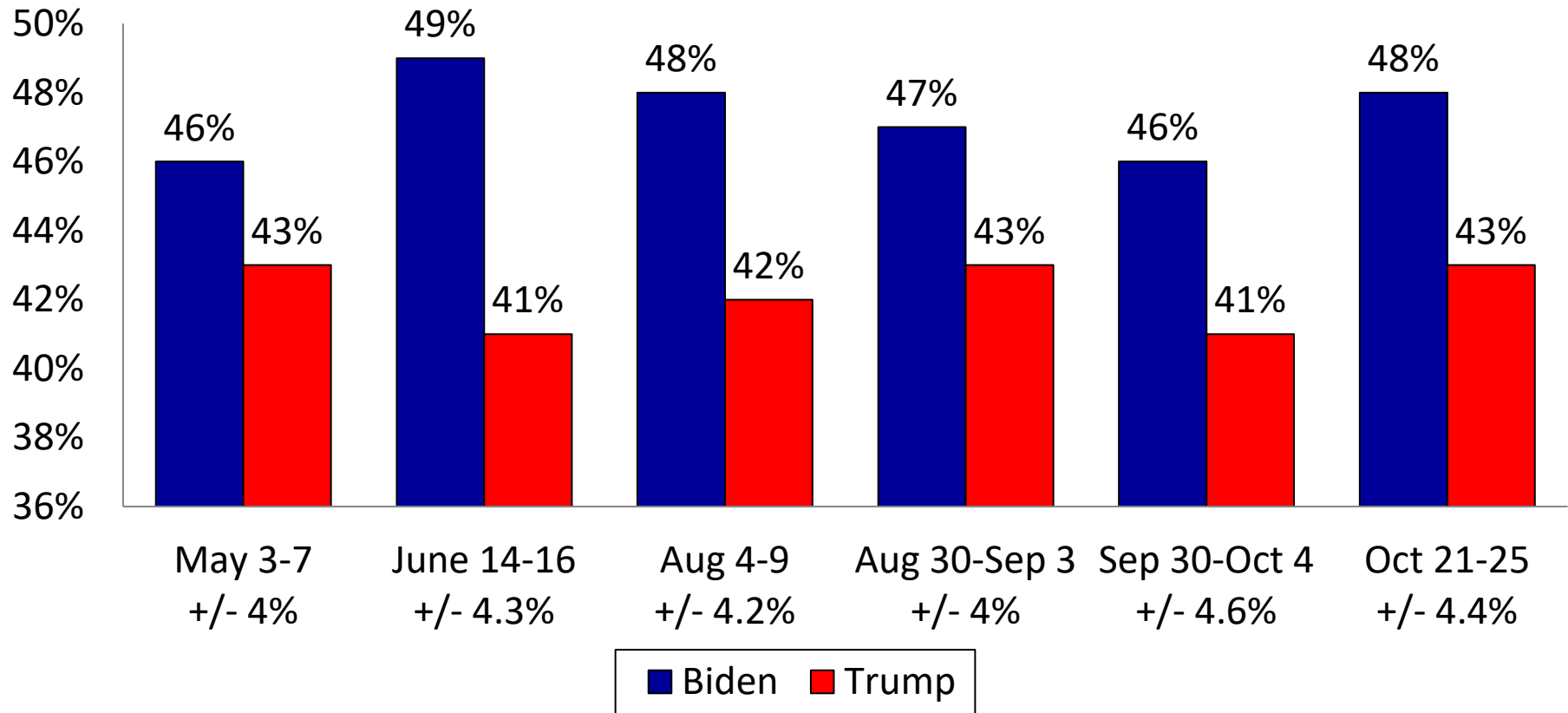
- Trump vs. Biden in Wisconsin:
 - Biden: 49.5%
 - Trump: 48.8%
 - Margin: 20,697 votes
- **Congressional seats**
 - WRA/NAR involved in all 8 seats, all 8 win: **100%**
- **State Senate seats**
 - WRA involved in 15 seats, 14 wins: **93%**
- **State Assembly seats:**
 - WRA involved in 96 seats, 94 wins: **98%**

Overview

- There was no “Blue Wave” nationally or in Wisconsin. Democrats lost seats in the Congress and failed to flip the US Senate from red to blue.
- Joe Biden didn’t have coattails and Trump did.
- Democrats dramatically outspent Republicans at the national and state level for the first time in many years.
- Divided government remains in Wisconsin: Democrat Tony Evers and a large GOP legislature.
- The WRA legislative agenda will reflect a divided government model.

Marquette Law School Poll

Biden - Trump



Source: Marquette Law School

✓ Likely Voters

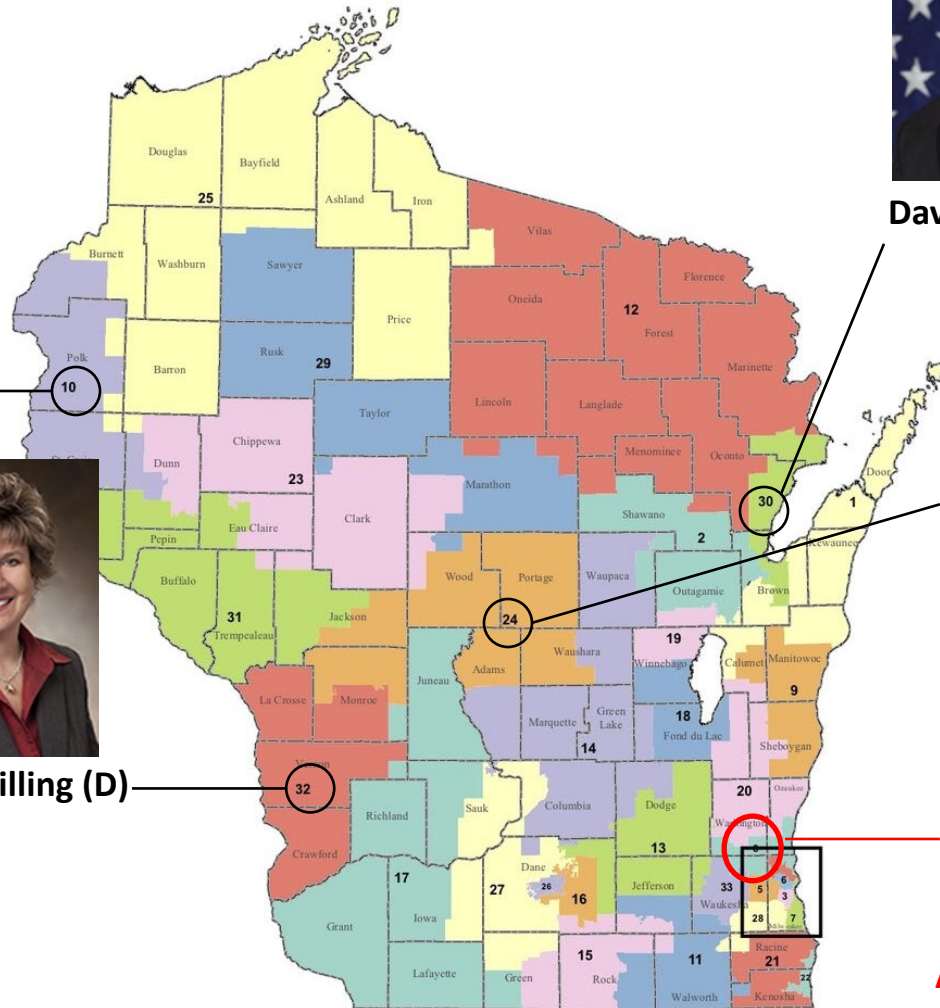
State Senate



Patty Schachtner (D)



Jennifer Shilling (D)



Dave Hansen (D)



Pat Testin (R)



Alberta Darling (R)

State Senate

Before November 3: 19 – 14, GOP majority

Post November 3: 21 – 12, GOP majority

New faces: 7 new members (5 GOP/2 Democrats)



Rob Stafsholt (R)



Mary Felzkowski (R)



Joan Ballweg (R)




Julian Bradley (R)



Eric Wimberger (R)

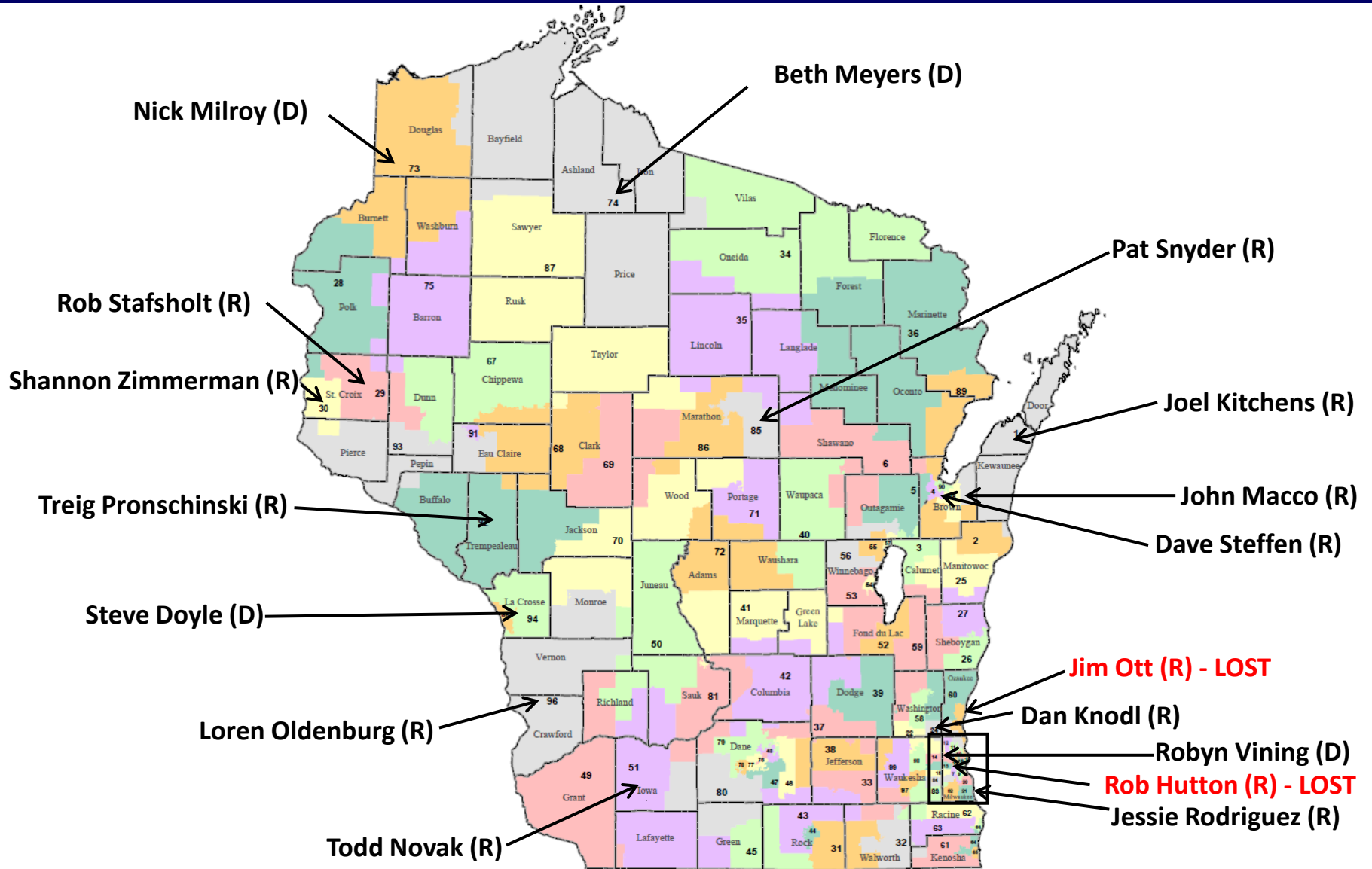


Kelda Roys (D)



Brad Pfaff (D)

State Assembly



State Assembly

Before November 3: 63-36, GOP majority

Post November 3: 61-38, GOP majority

New faces: 16 new members (6 GOP/10 Democrats)



Clint Moses (R)



Calvin Callahan (R)



Alex Dallman (R)



Rachel Cabral-Guevara (R)



Donna Rozar (R)



Dave Armstrong (R)

State Assembly continued



Sylvia Ortiz-Velez (D)



Dora Drake (D)



Sara Rodriguez (D)



Supreme Moore
Omakunde (D)



Deb Andraca (D)



Sue Conley (D)



Samba Baldeh (D)



Lee Snodgrass (D)



Francesca Hong (D)



Kristina Shelton (D)

3rd Congressional District



Ron Kind (D)

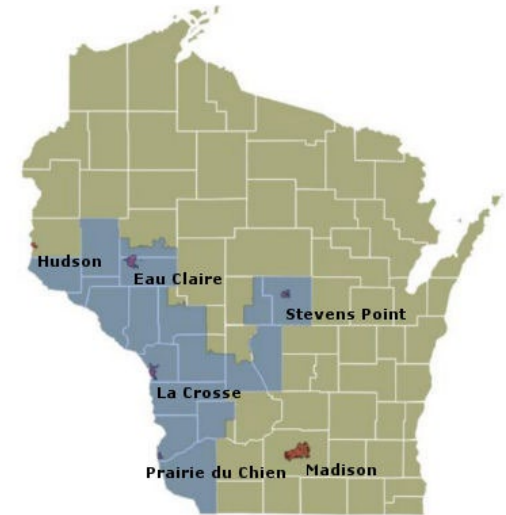
Obama 2012: 55%

Trump 2016: 49%

Composite: 50% GOP



Derrick Van Orden (R)



Third Congressional District

Notes:

- Republican opponent: Derrick Van Orden; retired Navy SEAL
- Cook Political Report: Lean Democratic
- Inside Elections: Likely Democratic
- Crystal Ball: Likely Democratic