



“What’s At Stake” Election 2020



Wisconsin Political Landscape

September, 2020

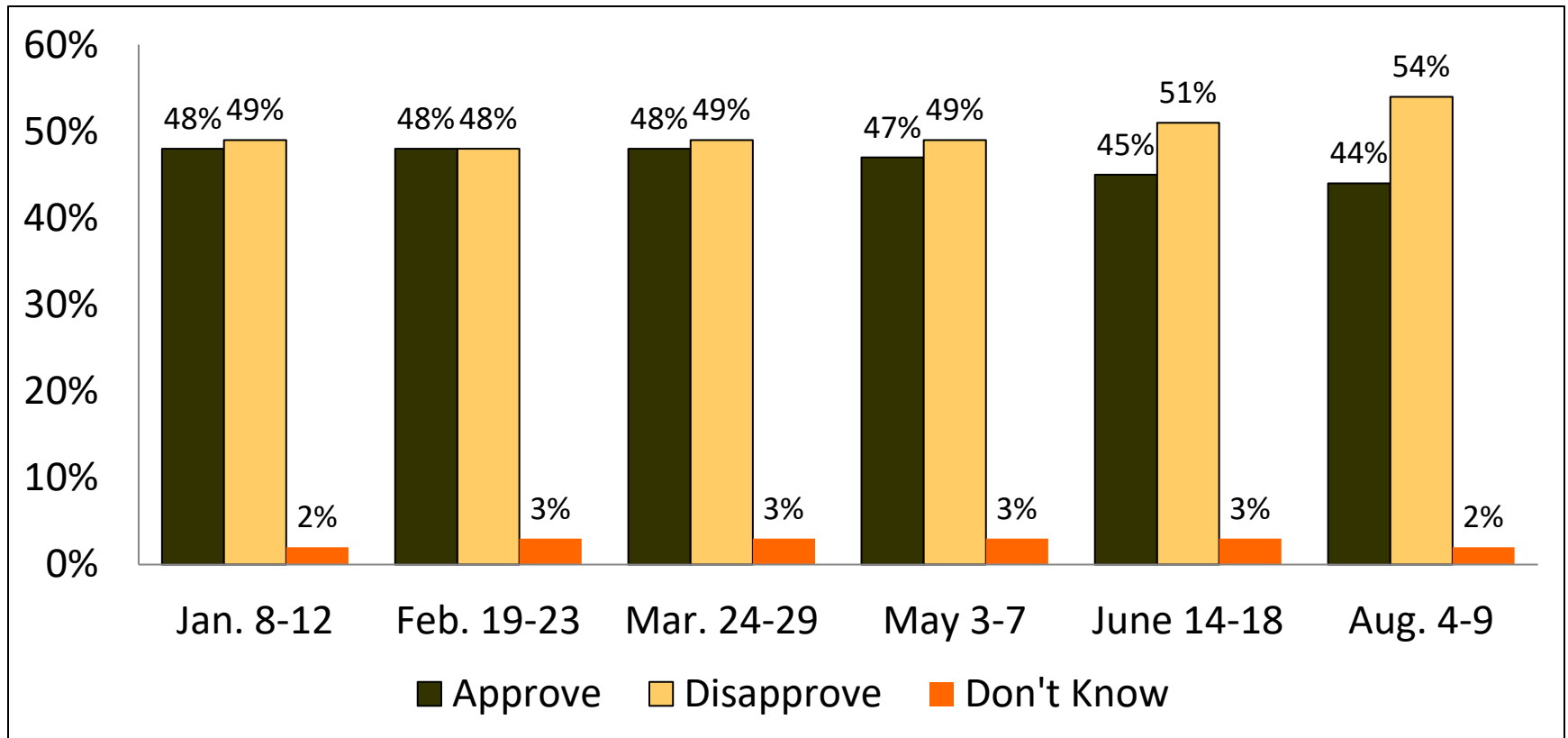
Joe Murray
Wisconsin REALTORS® Association

Wisconsin 2020

- Trump vs. Biden in Wisconsin
- State Senate Target Seats
- State Assembly Target Seats
- Congressional Target Seats



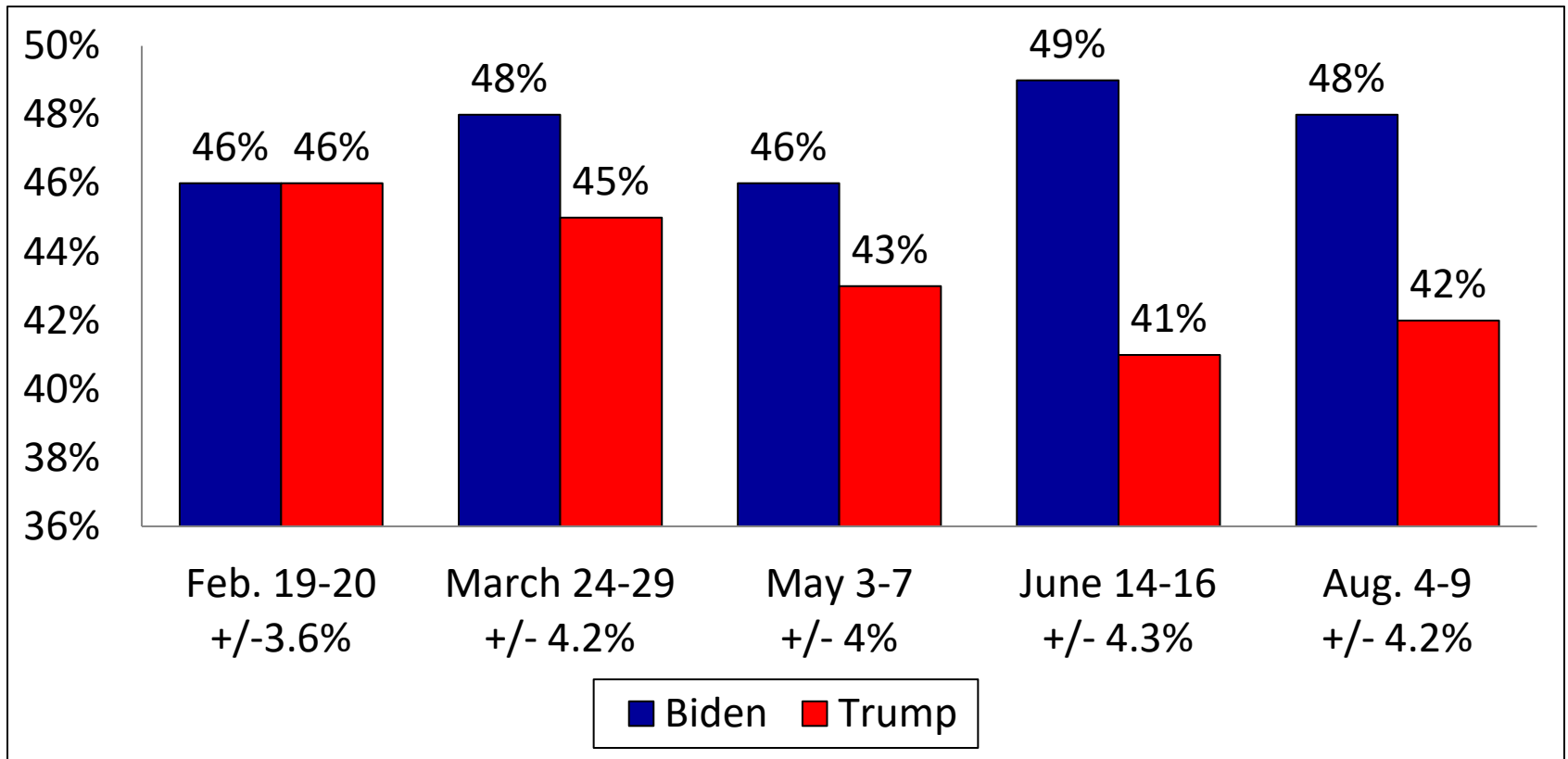
Donald Trump Job Approval/Disapproval



Source: Marquette Law School

Marquette Law School Poll

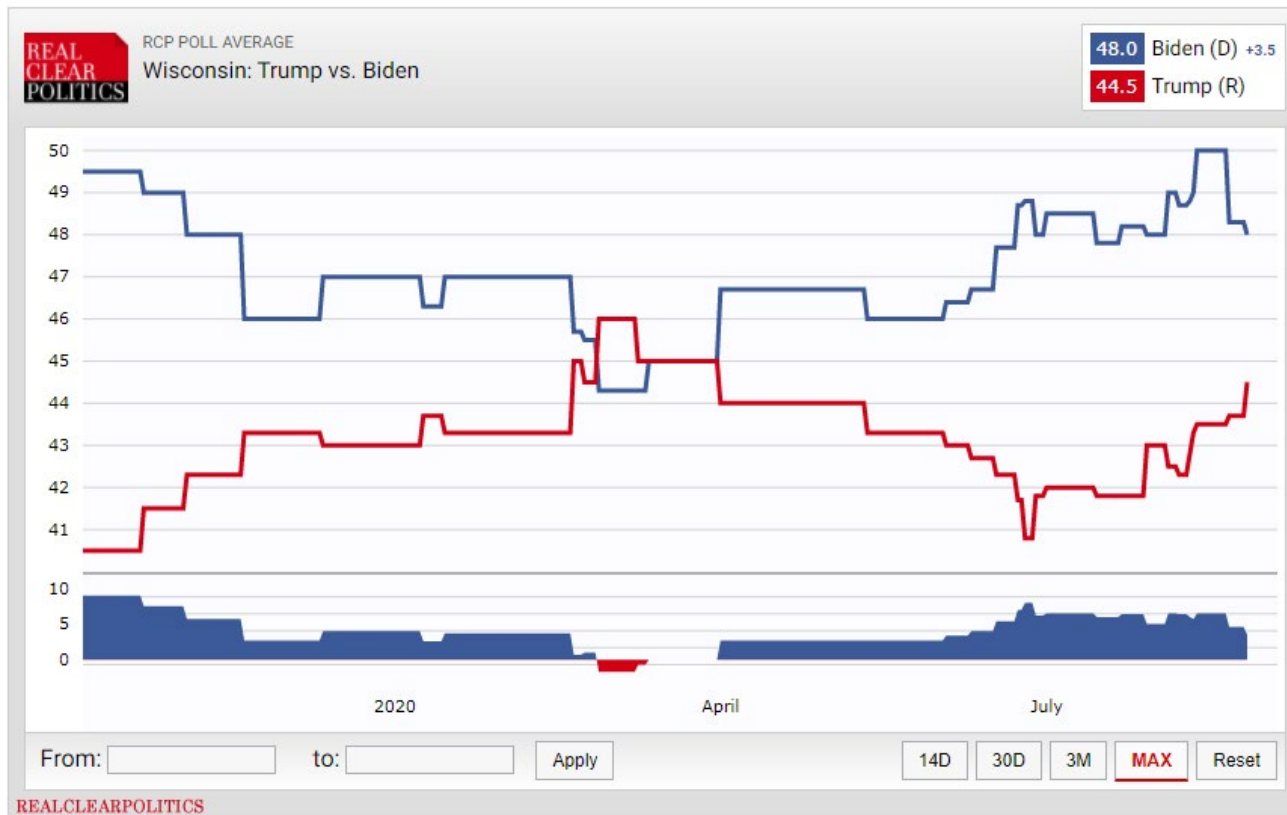
Biden - Trump



Source: Marquette Law School

✓ Registered Voters

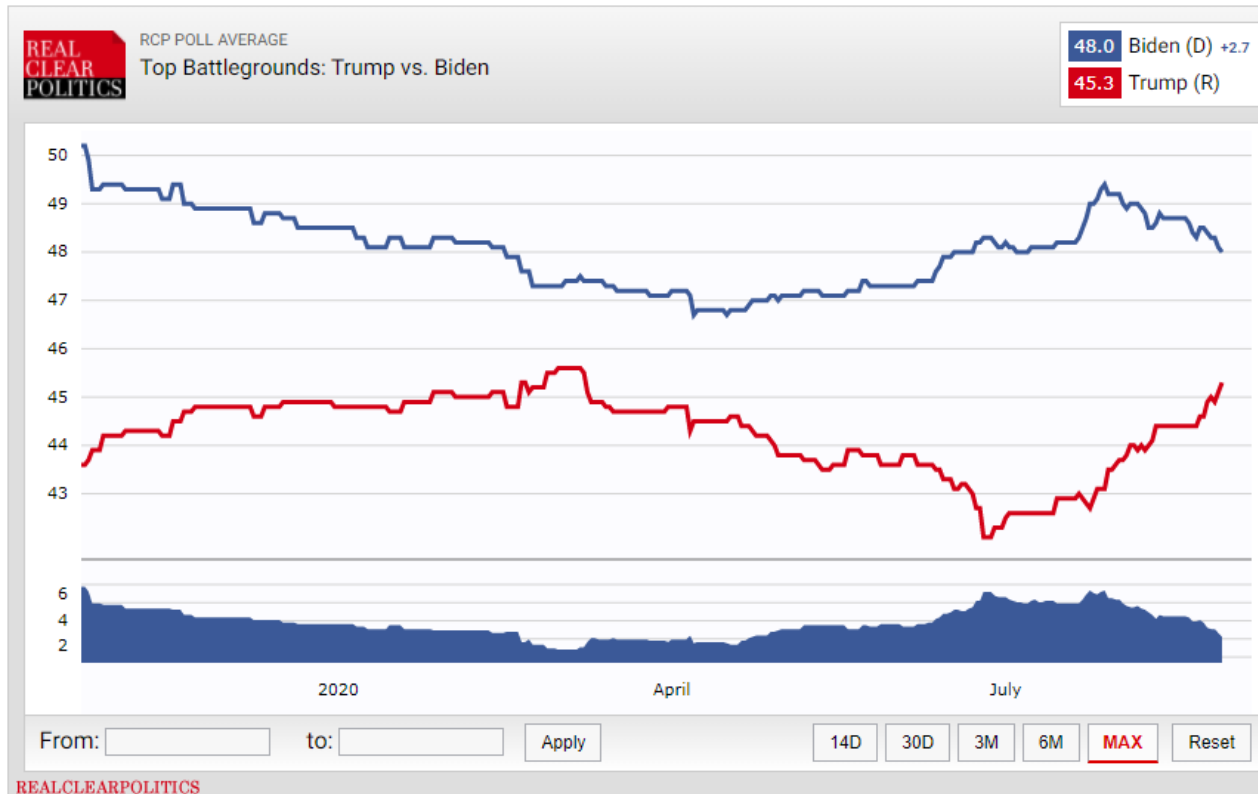
Trump vs. Biden Wisconsin



Source: Real Clear Politics

Trump vs. Biden Battlegrounds

| Top Battlegrounds: Trump vs. Biden | | | | |
|------------------------------------|-------------|-----------|-----------|------------|
| RCP Average | Date | Biden (D) | Trump (R) | Spread |
| Top Battlegrounds | 8/31 | 48.0 | 45.3 | Biden +2.7 |
| Wisconsin | August 31st | 48.0 | 44.5 | Biden +3.5 |
| North Carolina | August 31st | 47.0 | 47.3 | Trump +0.3 |
| Florida | August 31st | 49.0 | 45.3 | Biden +3.7 |
| Pennsylvania | August 31st | 49.0 | 44.3 | Biden +4.7 |
| Michigan | August 31st | 47.3 | 44.7 | Biden +2.6 |
| Arizona | August 31st | 48.0 | 45.8 | Biden +2.2 |



Source: Real Clear Politics



State Senate Competitive Districts

2020

General Election

Competitive Senate Seats



Patty Schachtner (D) SD-10

Romney 2012: 53%

Trump 2016: 59%

Composite: 54% GOP



Pat Testin (R) SD-24

Obama: 2012: 54%

Trump 2016: 53%

Composite: 50% GOP



Dave Hansen (D) SD-30 (Open)

Obama 2012: 52%

Trump 2016: 56%

Composite: 51% GOP



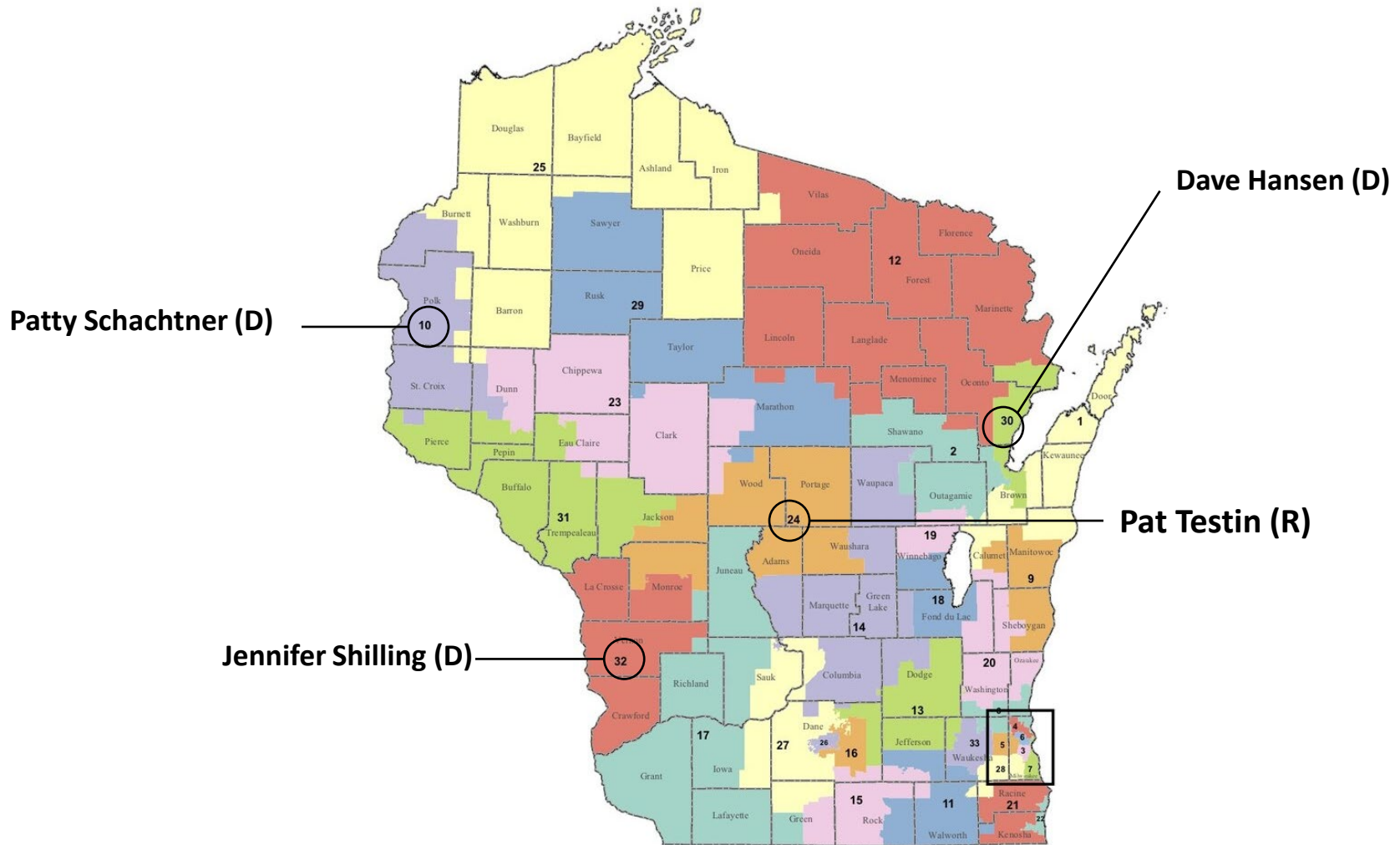
Jennifer Shilling (D) SD-52 (Open)

Obama: 58%

Clinton: 52%

Composite: 45% GOP

State Senate





State Assembly Competitive Districts 2020

General Election

2020 State Assembly

Assm. Dist. 1 – Joel Kitchens (R)



Romney 2012: 50%
Trump 2016: 55%
Composite: 54% GOP

Assm. Dist. 4 – Dave Steffen (R)



Romney 2012: 51%
Trump 2016: 52%
Composite: 51% GOP

Assm Dist. 13 – Rob Hutton (R)



Romney 2012: 57%
Trump 2016: 48%
Composite: 51% GOP

Assm. Dist. 14 – Robyn Vining (D)



Romney 2012: 57%
Trump 2016: 45%
Composite: 49% GOP

Assm. Dist. 21 – Jesse Rodriguez (R)



Romney 2012: 52%
Trump 2016: 50%
Composite: 51% GOP

Assm. Dist. 23 – Jim Ott (R)



Romney 2012: 65%
Trump 2016: 45%
Composite: 49% GOP

2020 State Assembly

Assm. Dist. 24 – Dan Knodl (R)



Romney 2012: 56%
Trump 2016: 49%
Composite: 52% GOP

Assm. Dist. 29 – Rob Stafsholt (R)



Romney 2012: 50%
Trump 2016: 54%
Composite: 54% GOP

Open

Assm. Dist. 30 – Shannon Zimmerman (R)



Romney 2012: 52%
Trump 2016: 50%
Composite: 52% GOP

Assm. Dist. 51 – Todd Novak (R)



Romney 2012: 40%
Trump 2016: 47%
Composite: 45% GOP

Assm. Dist. 74 – Beth Meyers (R)



Romney 2012: 41%
Trump 2016: 49%
Composite: 46% GOP

Assm. Dist. 85 – Pat Snyder (R)



Romney 2012: 47%
Trump 2016: 50%
Composite: 51% GOP

2020 State Assembly

Assm. Dist. 88 – John Macco (R)




Romney 2012: 50%
Trump 2016: 51%
Composite: 51% GOP

Assm. Dist. 73 – Nick Milroy (D)



Romney 2012: 38%
Trump 2016: 47%
Composite: 45% GOP

Assm. Dist. 92 – Treig Pronschinski (R)



Romney 2012: 43%
Trump 2016: 56%
Composite: 51% GOP

Assm. Dist. 94 – Steve Doyle (D)

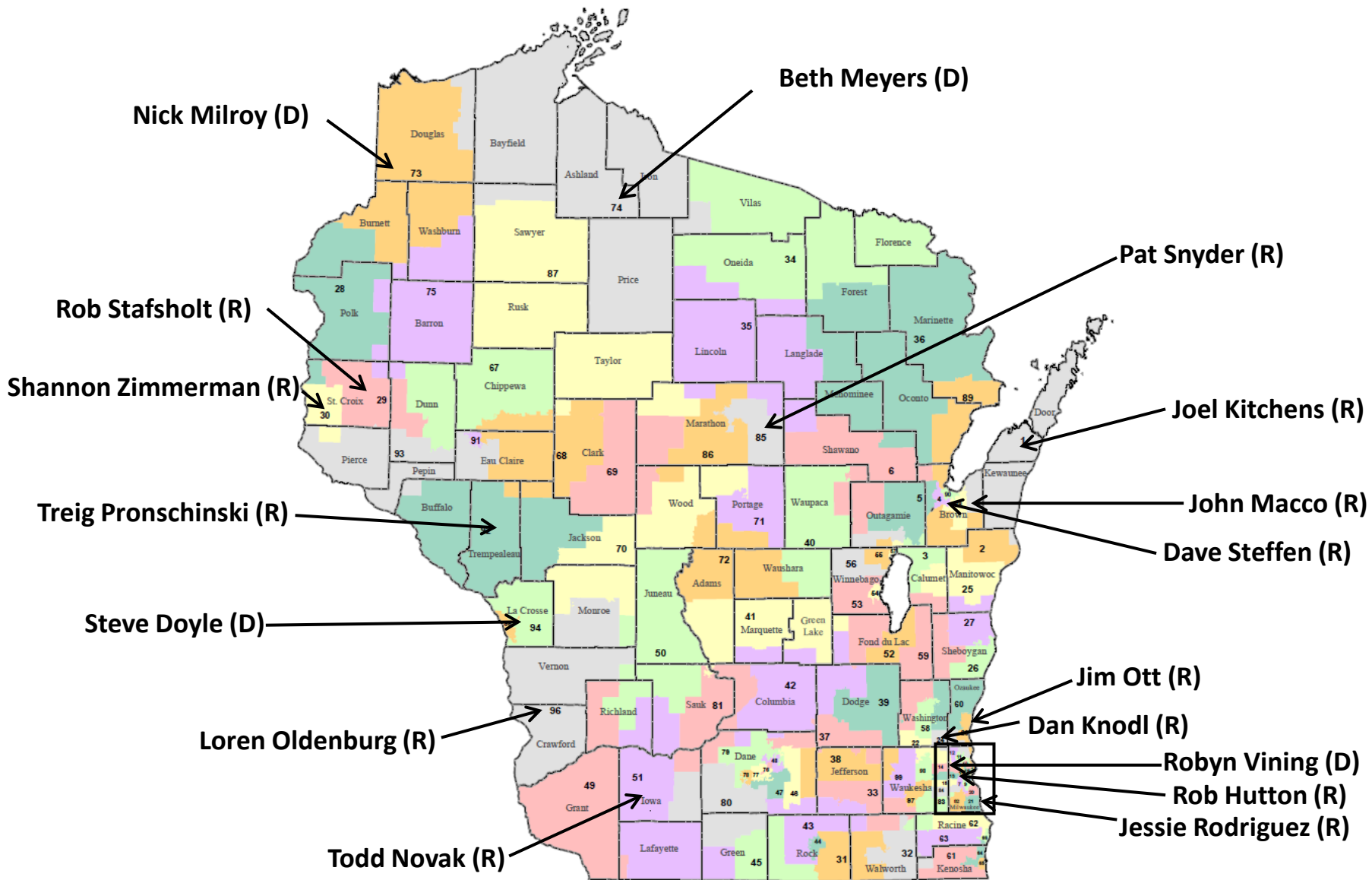


Romney 2012: 47%
Trump 2016: 49%
Composite: 49% GOP

Assm. Dist. 96 – Loren Oldenburg (R)



Romney 2012: 43%
Trump 2016: 52%
Composite: 49% GOP





3rd Congressional District

2020

General Election

3rd Congressional District



Ron Kind (D)

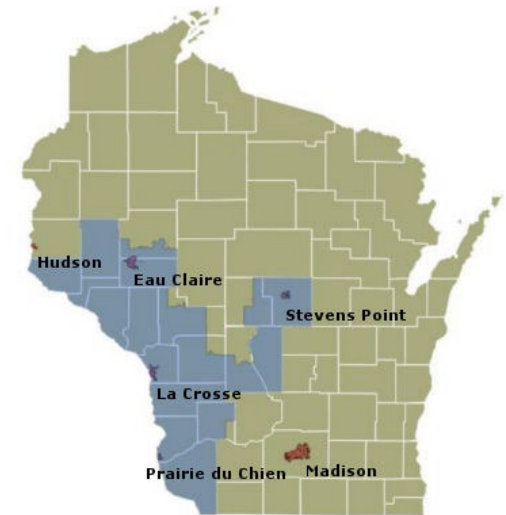
Obama 2012: 55%

Trump 2016: 49%

Composite: 50% GOP



Derrick Van Orden (R)



Third Congressional District

Notes:

- Republican opponent: Derrick Van Orden; retired Navy SEAL
- Cook Political Report: Likely Democratic
- Inside Elections: Solid Democratic
- Crystal Ball: Likely Democratic