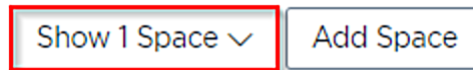

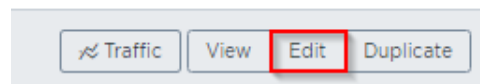

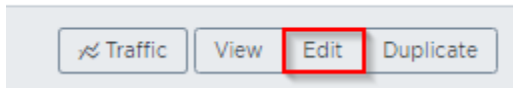


Instructions to Upload Virtual Tours:

1. Log into your Catylist Research account and choose "Manage my Listings" from your dashboard.
2. Choose the "Show # Space" button on the address you'd like to add the video.



3. Next, click the "Edit" button that appears to the right of the specific listing.



4. Scroll down until you reach the "Links" section and choose "Add Link."
5. Pop in the description and the URL/link where the video is hosted (YouTube, Vimeo or Matterport VR), and make sure the "Video" box is selected before saving.

Add Link

Description

URL

Video Link

Save

Add Link

Description

URL

Video Link

Save

6. Hit the "Submit Changes" button at the bottom of the page before closing out.

You will see your videos embedded at the bottom of your listing details page and, once approved by your research team, others viewing the listing will be able to see them as well.

Your video tours are viewable by ALL Exchange members and the Public - Nationally!



Zoom

Full Page X

1017 Pearl Street

1017 Pearl Street, Boulder, CO 80302



Property Highlights

Type **Office: General**
Size **6,000 SF, 0.10 Acres** Building Class **B**
Occupancy Type **Multi-tenant**

Select All Expand ▾

Currently Available

Office For Lease 3,000 SF
 Floor 2 \$2.00 Monthly/SF
[Flyer](#) | [Video/Tour](#) [Generate Report](#)

