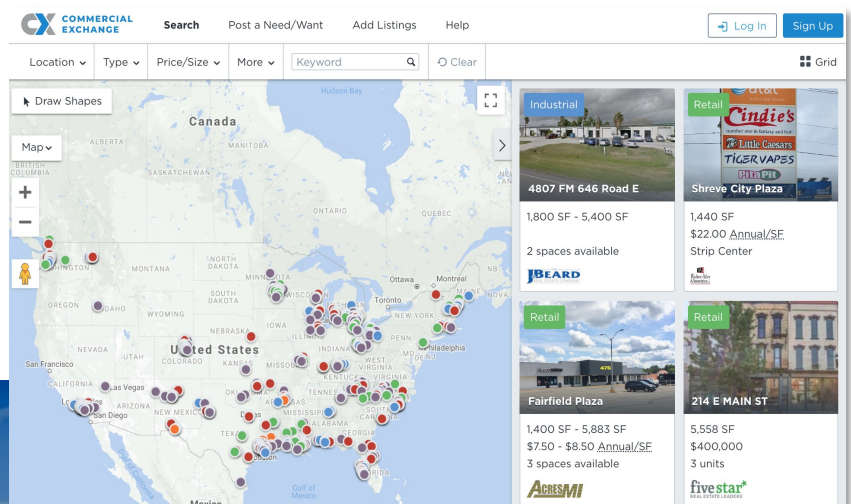



You may have noticed... we have been busy updating our Commercial Exchange based on your feedback!
Please keep the feedback coming and we will keep making updates.

National Commercial Marketplace—FREE for the Public, FREE for Exchange Members!

Commercial Exchange (<https://www.commercialexchange.com>) is a National publicly viewable & searchable - FREE Commercial Real Estate Marketplace that has become the go-to location for Tenants, Investors, Developers, Buyers, and Owners for finding accurate and up to date properties available.

Exchange Member listings are automatically added to the national Marketplace **FREE** of any additional costs. Your brand will stand out and your listings will be found through our aggressive SEO and SE Ad campaigns.





A National Commercial Real Estate Marketplace

A free-to-search commercial listing platform, powered by Catylist

COMMERCIAL EXCHANGE
ELEVATES CATYLIST MEMBER
NETWORK LISTINGS TO
NATIONAL EXPOSURE.

How is Commercial Exchange different?

- ✓ **No charge for you:** Every Catylist Network Members' listing will be showcased at no charge.
- ✓ **You'll stand out:** Your listings will not drown in a sea of aggregated data.
- ✓ **We do the work for you:** You don't have to take any action to get your listings on Commercial Exchange.
- ✓ **Trusted source:** Since we are using only Catylist Member Network listings to populate National Commercial Exchange's national database, information will be verified and up to date.

More Exposure, Higher Reach

Who is searching for your listings?

- TENANTS
- INVESTORS
- DEVELOPERS
- NATIONAL BROKERAGES
- BUYERS
- OWNERS
- SITE SELECTORS

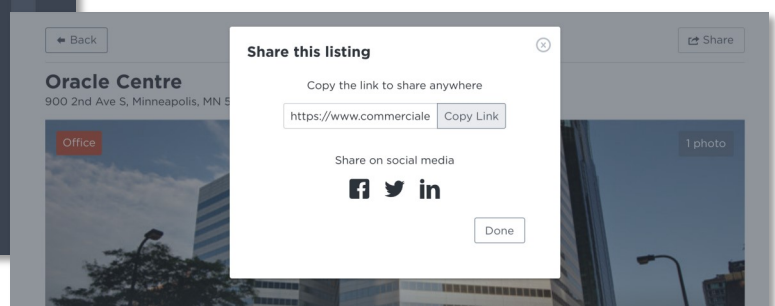
Searchers will be able to:

- ✓ Access and save your listings
- ✓ Receive alerts for new listings
- ✓ See your listings on any device they're using
- ✓ Receive your listings through broadcasted emails
- ✓ Find your contact information on listings of interest
- ✓ Benefit from SEO and find your listings easily through Google search

The Commercial Exchange showcases your listings to the public for maximum listing exposure. All this is done automatically for you as an Exchange Member, and at no added costs. Track listing hits, report to your clients, get more leads!

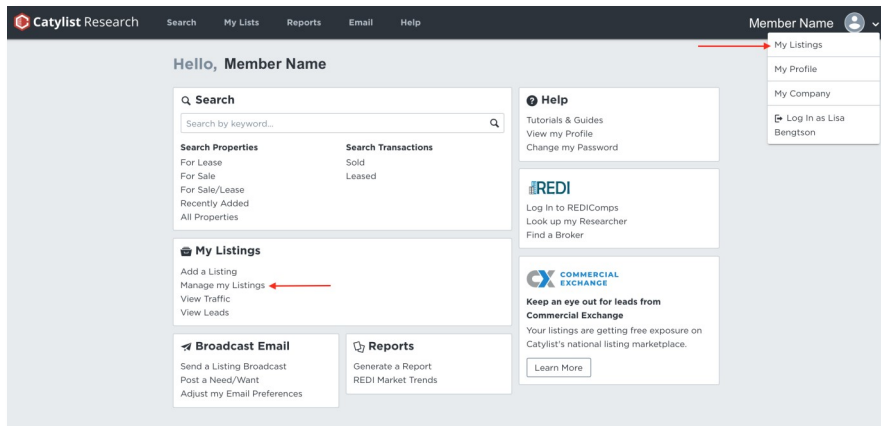
Visit the Commercial Exchange at:

<https://www.commercialexchange.com>



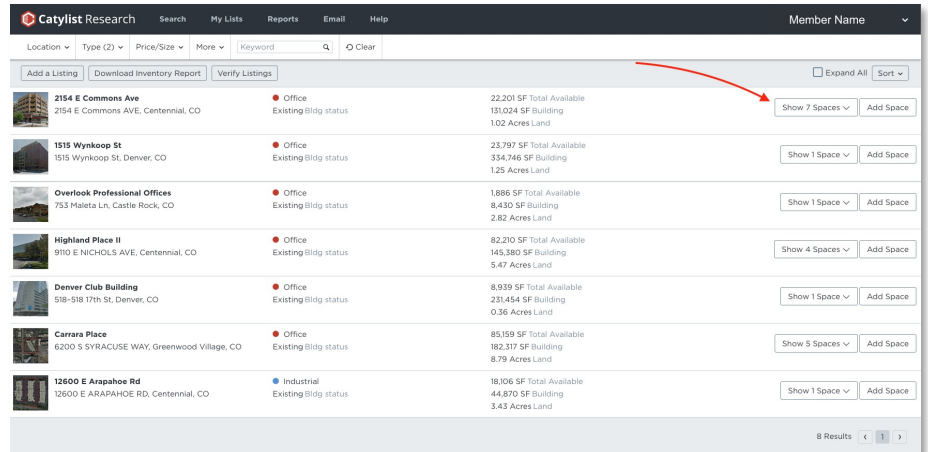
My Listings—page layout improvements

We have improved the layout of the 'My Listings' page so it is easier to visualize and interact with each property and space. By default, we will show you a list of your properties. Clicking on the 'View Spaces' button will expand to show the individual spaces. Clicking the 'Expand all' checkbox will show all spaces for all properties. This view also helps to quickly 'Add a space', and quickly view the corresponding 'Hit Traffic' page.

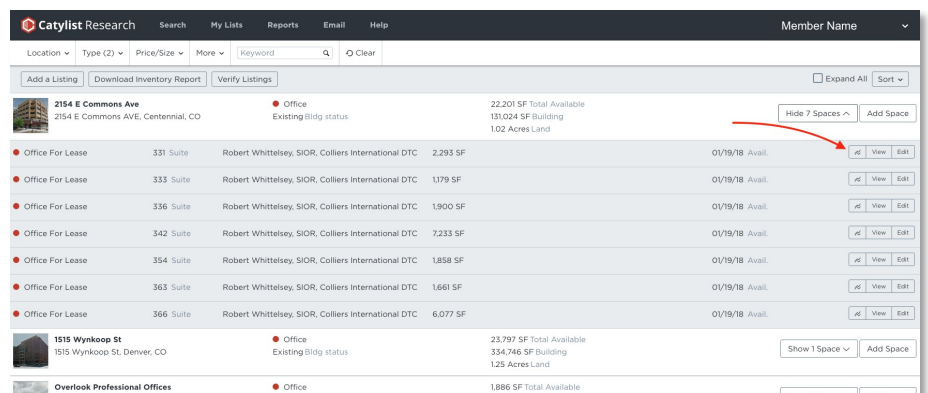


To access your Properties and Listings, click on the 'Manage my Listings' link on your dashboard, or 'My Listings' from your profile menu as shown on the left.

Clicking the 'Show xx Spaces' button will bring the individual spaces in to view.



Clicking the Traffic icon will show the individual 'Hit Traffic' for that space.

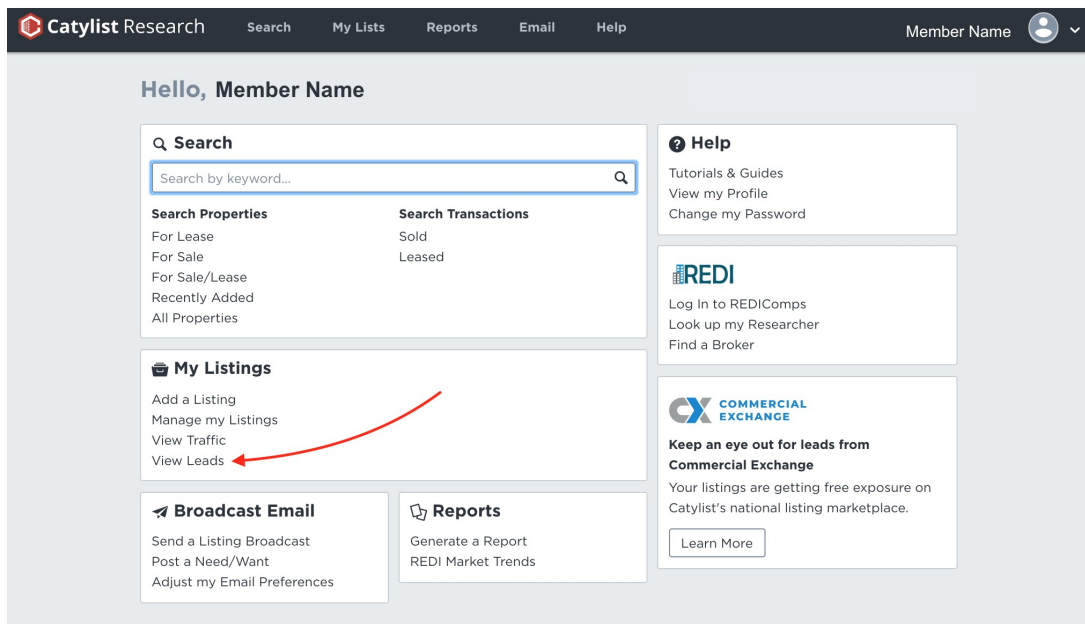


Lead Tracking!

To compliment your listing traffic numbers, we now show you the individual names and contact information (when provided) for each 'hit' on your listing. A 'lead' is an individual with a name and contact who has interacted with your listings in one of the following manners:

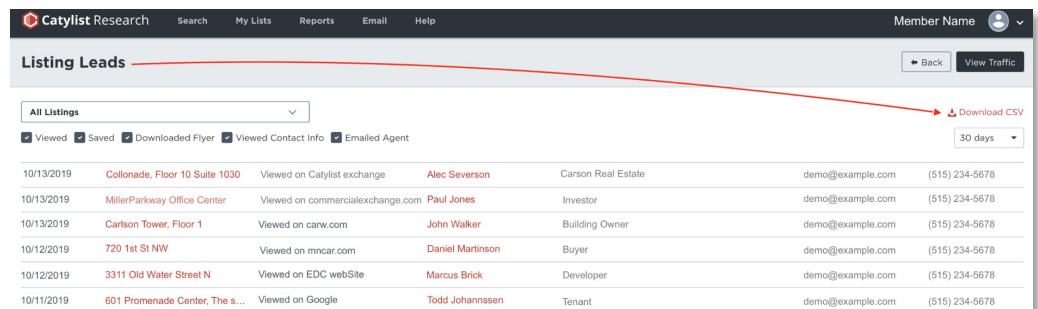
- When a listing is viewed
- When a listing is saved to a list
- When a listing flyer is downloaded
- When someone clicks to view the listing agent contact info
- When someone emails the listing agent

Leads can be viewed in increments of 30 or 90 days, 1 year, or All Time. Leads can be filtered by listing, by users who downloaded a Flyer, etc. Lead names can be exported as a .csv file for further review outside of the system, or importing in to a CRM for example.



To access your Listing Leads, click on the 'View Leads' link on your dashboard as shown on the left.

Download a CSV file of your listing leads as shown on the right. (CSV files can be opened in your favorite spreadsheet type program)



Now add a secondary use to your listing

- Designed for multi-use properties
- IS Searchable

Property Type	Office	
Primary Use	Office ▼	
Secondary Uses ?	▼	▼

3 New Reports

- **Listing Brochure Detailed:** Create an in-depth Listing Brochure for clients who like to see a lot of details.
- **Peer Chart Comparison:** A visual graph comparing selected properties to each other.
- **Map (Vertical):** A landscape oriented map page to better fit other landscape oriented report pages.

Generate Report for Selection


☒ PDF
 ☐ Google Earth
 ☐ Excel

Choose Components


- ☐ One-Liner
- ☐ Summary
- ☐ Summary with Space
- ☐ Listing Brochure
- ☒ Listing Brochure - Detailed
- ☐ Property Brochure
- ☐ 4-Up Comparison
- ☒ Peer Chart Comparison
- ☐ Sale Comp Detail
- ☐ Map
- ☐ Aerial
- ☒ Map (Vertical)

- ☐ Include Broker Information
- ☐ Include Broker Flyers


Drag to Change Order



Remove



Remove



Remove